

# Vermalende grinder dompelpomp



Cutter & Cutting ring

Deze vermalende pomp heeft wolfram carbide snijmesses en ringen welke 28.000 maal per minuut fijn malen, het afvalwater kan nu in leidingen met een kleine diameter verpompt worden.

**Toepassing:**

- *Vezelachtige substanties*
- *Plastic*
- *Stro*
- *Slachtafval*
- *Houtresten*

Deze pomp wordt gebruikt voor: industriële -en woonhuizen, waar de opvoerhoogtes en afstanden te groot zijn en de buis diameter te klein is.

Bestel nr.	Type	Watt	Hp	Cap.max.	H.max.	Volt	Gewicht	Aansl.	€ excl. BTW
ps-gp212	GP 212	1500	2	12 m <sup>3</sup> p/uur	24 m	230	37 kg	1 1/4"	985,-

# GRINDER PUMPS

## GP type Submersible Grinder Pump



■ **Features:**

1. The advanced integrated grinding mechanism particularly well-suited for use with liquids that may contain filaments, plastic bags, long fibers, rubber material etc.




2. The grinding mechanism is composed of a fixed blade and a rotating cutter made by hard Chromium-Molybdenum alloy steel that is highly resistant to the abrasion. There are 27 cutting edges on the fixed part. Then the two poles high torque motor will provide more than 80,000 shredding actions every minutes to perform an optimum shredding performance.



3. The triplex seals- Double mechanical seal plus an oil seal to isolate the motor from the sewage.

4. Unique Epoxy Cable Sealing Base ensures 100% capability to block the water vapor from entering the motor even the cable breaks.

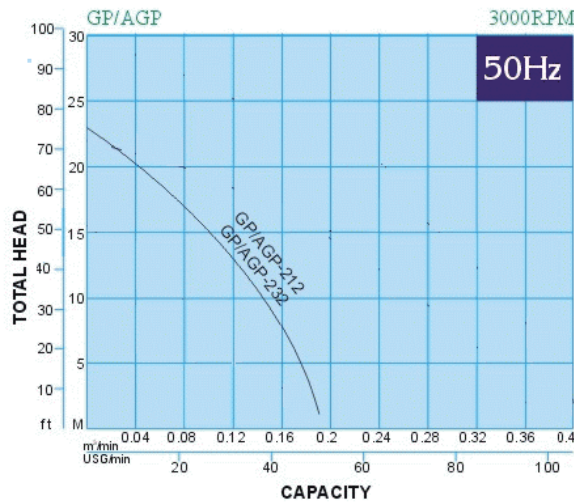
5. Using dual ball bearing on the bottom of the motor to support the axial push.



## ● SPECIFICATIONS

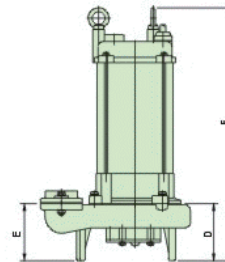
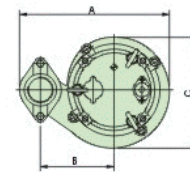
Hz	TYPE		MOTOR					PUMP				IMPELLER	Weight(kg)			
			Power	Volt	Phase	SS Revolution	Starting	Bore	Total Head	Flow	Max. Head		Max. Flow	Cable	Floor mount	Auto-setter
	Floor mount	Auto-setter	Kw(HP)	V	PH	R.P.M	Method	Inch(mm)	M	m <sup>3</sup> /min	Max.	m <sup>3</sup> /min	NO.of Vanes	mm <sup>2</sup> x m		
50	GP-212	AGP-212	1.5 (2)	200~240	1	3000	D. O. L	1.14 (32)	18	0.06	23	0.2	8	3.5 <sup>2</sup> X 10	37	53
	GP-232	AGP-232		200~480	3									3.5 <sup>2</sup> X 10	34	50

## ● GP/AGP' CURVE



## ● DIMENSIONS

GP



UNIT:mm

TYPE	A	B	C	D	E	F
GP-212	284	139	210	108	108	552
GP-232	284	139	210	108	108	459